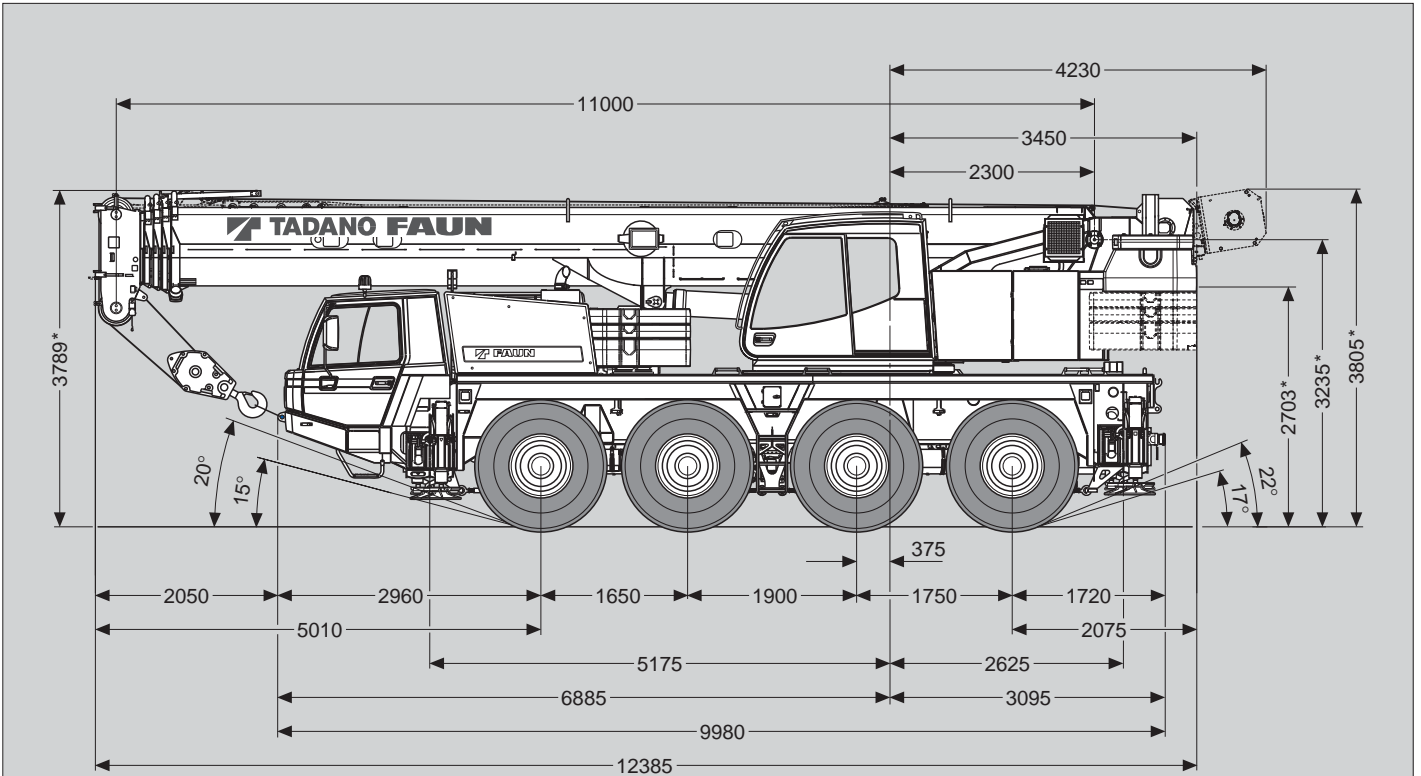
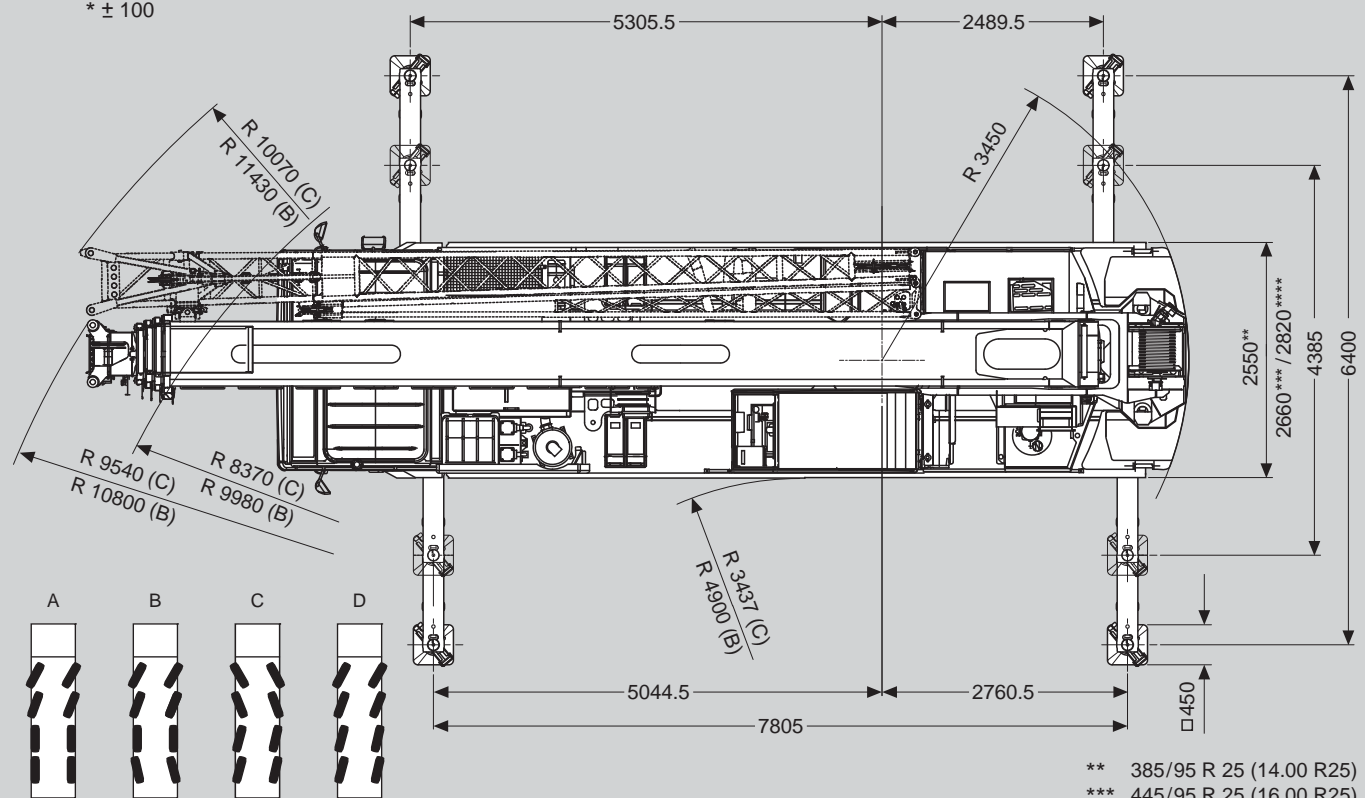


Maße (mm)  
Dimensions (mm)  
Dimensiones (mm)

 445/95 R 25  
(16.00 R 25)



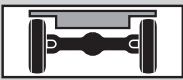
\* ± 100



v > 25 km/h v < 25 km/h

\*\* 385/95 R 25 (14.00 R25)  
\*\*\* 445/95 R 25 (16.00 R25)  
\*\*\*\* 525/80 R 25 (20.5 R25)

Gewichte / Geschwindigkeiten  
Weights / Working speeds  
Poids / Vitesses  
Pesos / Velocidades de trabajo

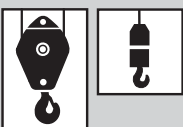
	<b>Achse / Axle Essieu / Eje</b>	1	2	3	4	<b>Gesamtgewicht / Total weight Poids total / Peso total</b>
	(t)	12	12	12	12	48*

\* Incl. 12,5 t Gegengewicht, 9 m / 16 m Auslegerverlängerung, 32 t Unterflasche, 6 t Hakengeschirr, Antrieb 8 x 6, Bereifung 445/95 R 25 (16.00 R 25).



\* Incl. 12,5 t counterweight, 9 m / 16 m boom extension, 32 t hook block, 6 t swivel hook, drive 8 x 6, tyres 445/95 R 25 (16.00 R 25).





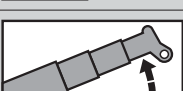
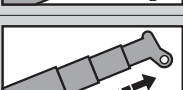
\* Incl. de 12,5 t contrepoids, 9 m / 16 m flèche, 32 t moufle, 6 t élingues, entraînement 8 x 6, pneus 445/95 R 25 (16.00 R 25).

\* Incl. contrapeso de 12,5 t, 9 m / 16 m plumín, 32 t gancho, 6 t gancho de bola, tracción 8 x 6, neumáticos 445/95 R 25 (16.00 R 25).

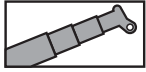
	<b>Traglast / Lifting capacity / Force de levage / Capacidad de elevación</b>	<b>Rollen / Sheaves Pulies / Poleas</b>	<b>Stränge / Parts of line Brins / Ramales de cable</b>	<b>Gewicht / Weight Poid / Peso</b>
	* Doppelhaken	50 t *	5	11
* Rams horn	32 t *	3	7	300 kg
* Moufle avec crochet marin	32 t	3	7	300 kg
* Gancho doble	12.5 t	1	3	170 kg
	6 t	-	1	150 kg



	1	2	3	4	5	6	7	8	9	10	11	12	R1	R2	
	<b>385/95 (14.00) km/h</b>	3	4	5	6	8	10	13	17	22	28	36	46	3	
<b>445/95 (16.00) 525/80 (20.5) km/h</b>	3	4	5	7	9	11	15	19	24	31	39	50	3	4	65%
	6	8	10	13	16	20	27	34	44	57	72	85	6	8	30%


<b>V+</b> 	<b>Stufenlos Infinitely variable Progressivement variable Infinitamente variable</b>	<b>Seil Rope Câble Cable</b>	<b>Max. Seilzug Max. single line pull Effort maxi au brin simple Trio máximo por ramal</b>
	0 - 130 m/min für einfachen Strang single line au brin simple ramal simple	16 mm / 205 m	44 kN
	0 - 130 m/min für einfachen Strang single line au brin simple ramal simple	16 mm / 205 m	44 kN
	0 - 2 min <sup>-1</sup>		
	-2° - +82° ca. 33 s approx. 33 s env. 33 s aproximadamente 33 s		
	11.0 m - 44.0 m ca. 230 s approx. 230 s env. 230 s aproximadamente 230 s		

Tragfähigkeiten  
Lifting capacities  
Capacités de levage  
Capacidades de elevación



**12.5t** 'Taxi' Version

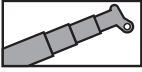
**DIN/ISO/EN**

 m	11.0 m*	11.0 m	14.8 m	18.7 m	22.5 m	26.3 m	30.1 m	34.0 m	37.8 m	41.6 m	44.0 m
2.5	65.0**										
3.0	55.8	54.5	50.0	40.0							
3.5	51.3	49.4	47.0	40.0	35.0						
4.0	47.4	45.0	43.4	40.0	34.9	30.0					
4.5	42.1	40.6	40.3	38.8	33.2	30.0	23.4				
5.0	37.6	36.9	36.8	36.2	32.0	30.0	22.2	18.5			
6.0	30.8	30.8	31.1	30.8	31.0	28.4	20.1	18.1	14.0		
7.0	26.0	26.0	26.3	26.3	26.1	26.0	18.3	16.6	14.0	10.4	9.2
8.0	22.4	22.4	22.6	22.7	22.5	22.7	16.8	15.3	14.0	10.4	9.2
9.0			19.8	19.8	20.2	19.6	15.4	14.1	13.1	10.4	9.2
10.0			17.1	17.4	17.4	17.0	14.3	13.1	12.2	10.4	9.2
11.0			14.7	15.0	14.9	14.6	13.2	12.2	11.4	10.4	9.2
12.0			12.8	13.1	13.0	12.7	12.3	11.4	10.7	9.9	9.0
14.0				10.3	10.2	9.8	9.5	9.6	9.4	8.9	7.8
16.0				8.3	8.3	7.8	8.0	8.3	8.0	7.9	6.8
18.0					7.1	6.4	7.1	6.8	6.8	6.5	6.0
20.0					6.0	5.8	5.9	5.8	5.6	5.4	5.3
22.0						5.0	5.0	4.8	4.7	4.5	4.5
24.0							4.3	4.1	4.0	3.7	3.7
26.0							3.7	3.5	3.4	3.1	3.1
28.0								3.0	2.9	2.6	2.6
30.0								2.6	2.5	2.2	2.2
32.0									2.1	1.8	1.8
34.0									1.8	1.5	1.5
36.0										1.3	1.3
38.0										1.0	1.0
40.0											0.8

\* Nach hinten / \* Over rear / \* A l'arrière / \* Sobre la parte trasera

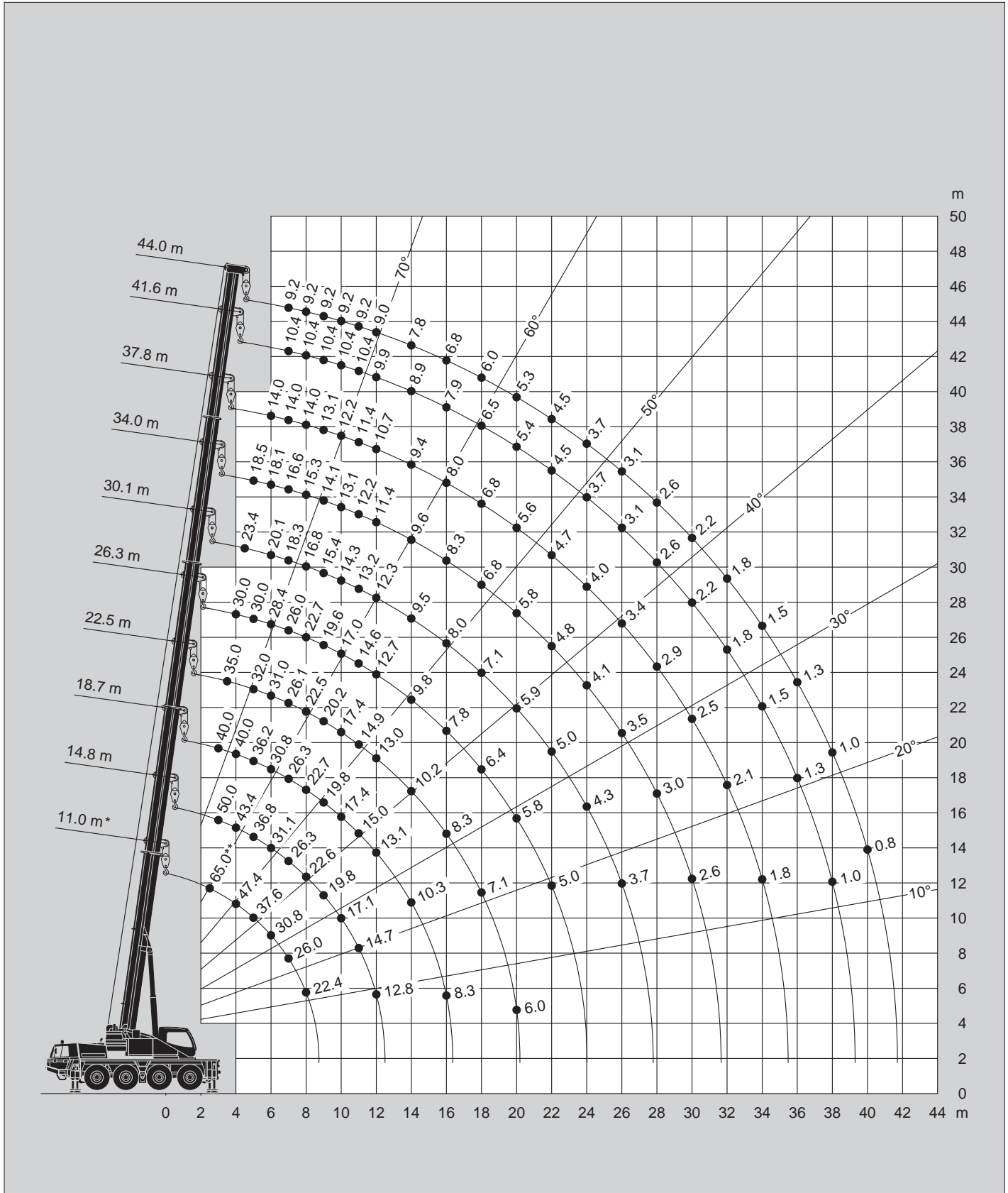
\*\* Mit Zusatzhubausrüstung / \*\* With additional lifting equipment / \*\* Avec équipement supplémentaire / \*\* Con equipo adicional

Hubhöhen  
Lifting heights  
Hauteurs de levage  
Alturas de elevación



12.5t 'Taxi' Version

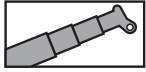
DIN/ISO/EN



\* Nach hinten / \* Over rear / \* A l'arrière / \* Sobre la parte trasera


\*\* Mit Zusatzhubausrüstung / \*\* With additional lifting equipment / \*\* Avec équipement supplémentaire / \*\* Con equipo adicional

Tragfähigkeiten  
Lifting capacities  
Capacités de levage  
Capacidades de elevación



**12.5t** + **2.5t** Option = **15t**

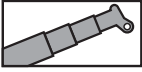
**DIN/ISO/EN**

 m	11.0 m*	11.0 m	14.8 m	18.7 m	22.5 m	26.3 m	30.1 m	34.0 m	37.8 m	41.6 m	44.0 m
2.5	65.0**										
3.0	55.8	54.8	50.0	40.0							
3.5	51.3	49.7	47.0	40.0	35.0						
4.0	47.4	45.4	43.4	40.0	34.9	30.0					
4.5	43.5	41.6	40.3	38.8	33.2	30.0	23.4				
5.0	38.9	37.8	37.6	36.2	32.0	30.0	22.2	18.5			
6.0	31.9	31.8	32.0	31.5	31.2	28.4	20.1	18.1	14.0		
7.0	26.9	26.9	27.2	27.3	27.0	26.0	18.3	16.6	14.0	10.4	9.2
8.0	23.2	23.2	23.5	23.5	23.3	23.6	16.8	15.3	14.0	10.4	9.2
9.0			20.5	20.6	20.6	20.7	15.4	14.1	13.1	10.4	9.2
10.0			18.2	18.2	18.6	18.3	14.3	13.1	12.2	10.4	9.2
11.0			16.2	16.5	16.5	16.1	13.2	12.2	11.4	10.4	9.2
12.0			14.1	14.5	14.4	14.0	12.3	11.4	10.7	9.9	9.0
14.0				11.4	11.3	11.0	10.7	10.0	9.4	8.9	7.8
16.0				9.3	9.2	8.9	8.6	8.7	8.4	7.9	6.8
18.0					7.6	7.3	7.2	7.8	7.3	7.1	6.0
20.0					6.8	6.0	6.6	6.5	6.5	6.2	5.3
22.0						5.4	5.8	5.5	5.5	5.2	4.7
24.0							5.0	4.8	4.7	4.4	4.2
26.0							4.3	4.1	4.0	3.8	3.7
28.0								3.6	3.5	3.2	3.2
30.0								3.1	3.0	2.8	2.8
32.0									2.6	2.4	2.4
34.0									2.3	2.0	2.0
36.0										1.7	1.7
38.0										1.4	1.4
40.0											1.2

\* Nach hinten / \* Over rear / \* A l'arrière / \* Sobre la parte trasera

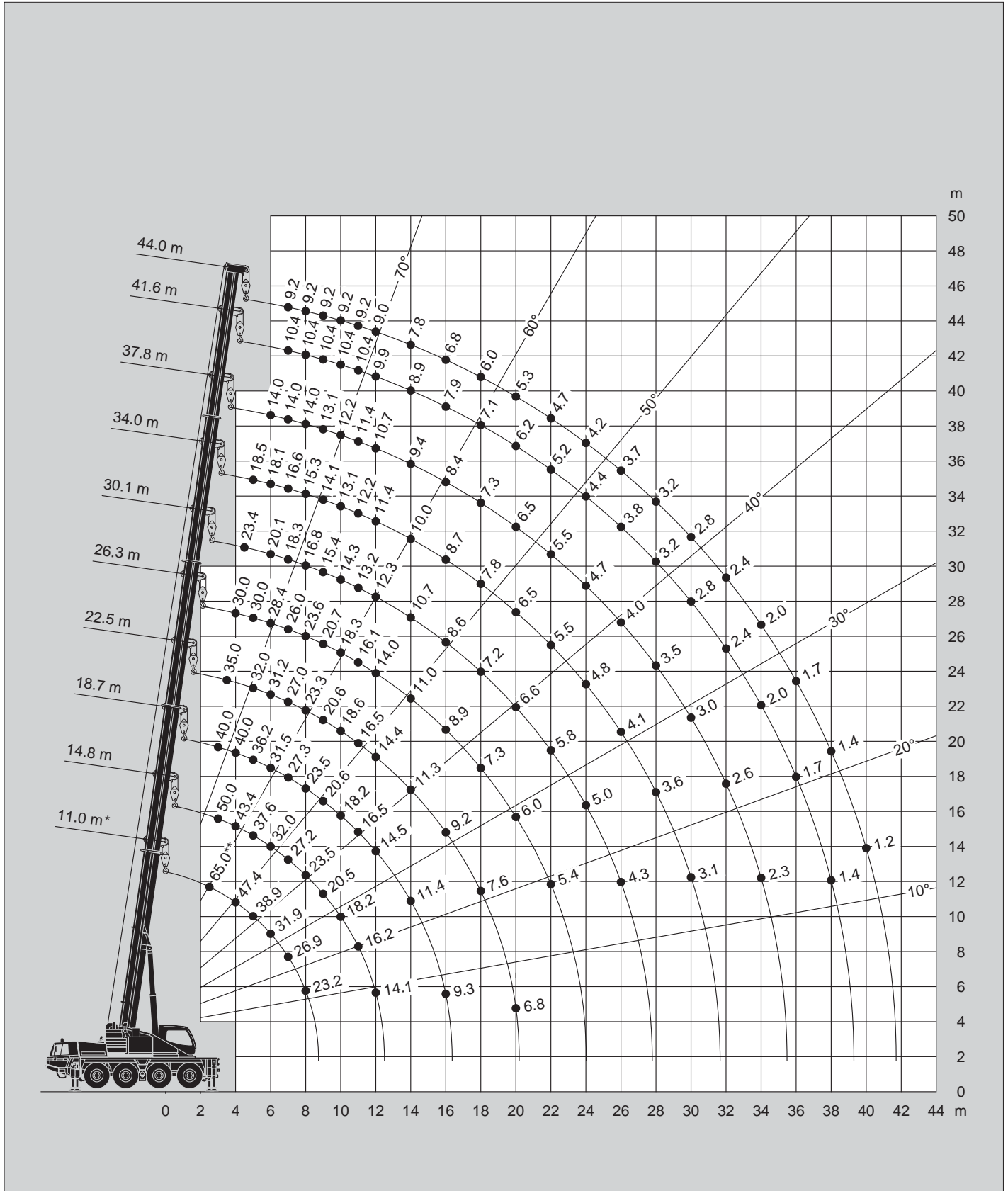
\*\* Mit Zusatzhubausrüstung / \*\* With additional lifting equipment / \*\* Avec équipement supplémentaire / \*\* Con equipo adicional

Hubhöhen  
Lifting heights  
Hauteurs de levage  
Alturas de elevación



12.5t + 2.5t Option = 15t

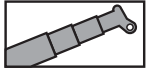
DIN/ISO/EN



\* Nach hinten / \* Over rear / \* A l'arrière / \* Sobre la parte trasera

\*\* Mit Zusatzhubausrüstung / \*\* With additional lifting equipment / \*\* Avec équipement supplémentaire / \*\* Con equipo adicional

Tragfähigkeiten  
Lifting capacities  
Capacités de levage  
Capacidades de elevación



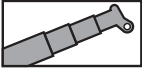
DIN/ISO/EN

m	11.0 m*	11.0 m	14.8 m	18.7 m	22.5 m	26.3 m	30.1 m	34.0 m	37.8 m	41.6 m	44.0 m
2.5	65.0**										
3.0	55.8	53.6	50.0	40.0							
3.5	50.9	47.9	47.0	40.0	35.0						
4.0	44.2	42.7	42.6	40.0	34.9	30.0					
4.5	39.0	38.4	38.2	38.0	33.2	30.0	23.4				
5.0	34.7	34.7	34.6	34.4	32.0	30.0	22.2	18.5			
6.0	28.5	28.5	28.8	28.9	27.0	26.0	20.1	18.1	14.0		
7.0	23.9	23.9	24.3	23.7	23.1	21.4	18.3	16.6	14.0	10.4	9.2
8.0	18.8	18.8	19.6	20.0	19.4	18.1	16.8	15.3	14.0	10.4	9.2
9.0			16.0	16.4	16.3	15.4	14.3	13.7	13.1	10.4	9.2
10.0			13.3	13.6	13.6	13.2	12.3	12.2	11.6	10.4	9.2
11.0			11.1	11.5	11.4	11.0	10.7	11.3	10.4	10.2	9.2
12.0			9.5	9.9	10.3	9.4	10.0	10.0	9.7	9.0	8.9
14.0				7.5	7.9	7.9	7.9	7.7	7.6	7.3	7.2
16.0				5.9	6.2	6.2	6.2	6.1	5.9	5.7	5.7
18.0					5.1	5.0	5.0	4.9	4.7	4.5	4.5
20.0					4.2	4.1	4.1	4.0	3.8	3.6	3.6
22.0						3.4	3.4	3.2	3.1	2.9	2.9
24.0							2.9	2.7	2.5	2.3	2.3
26.0							2.4	2.2	2.1	1.8	1.8
28.0								1.8	1.7	1.4	1.4
30.0								1.5	1.4	1.1	1.1
32.0									1.1	0.8	0.8
34.0									0.8	0.6	0.6

\* Nach hinten / \* Over rear / \* A l'arrière / \* Sobre la parte trasera

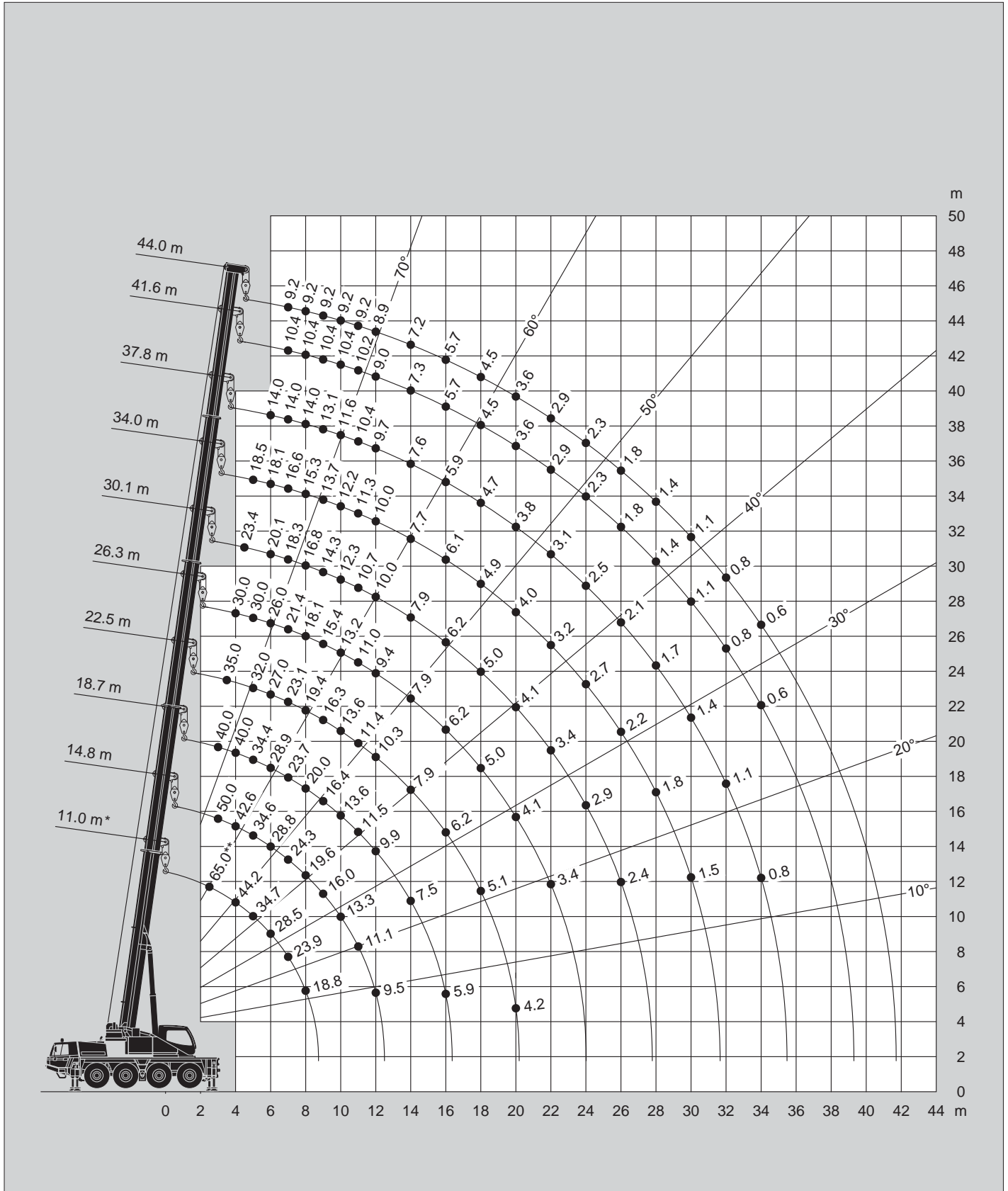
\*\* Mit Zusatzhubausrüstung / \*\* With additional lifting equipment / \*\* Avec équipement supplémentaire / \*\* Con equipo adicional

Hubhöhen  
Lifting heights  
Hauteurs de levage  
Alturas de elevación



6t

DIN/ISO/EN

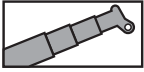


\* Nach hinten / \* Over rear / \* A l'arrière / \* Sobre la parte trasera


\*\* Mit Zusatzhubausrüstung / \*\* With additional lifting equipment / \*\* Avec équipement supplémentaire / \*\* Con equipo adicional



Tragfähigkeiten  
Lifting capacities  
Capacités de levage  
Capacidades de elevación



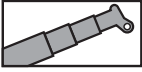
DIN/ISO/EN

 m	11.0 m*	11.0 m	14.8 m	18.7 m	22.5 m	26.3 m	30.1 m	34.0 m	37.8 m	41.6 m	44.0 m
2.5	65.0**										
3.0	55.8	51.6	50.0	40.0							
3.5	48.0	45.3	45.2	40.0	35.0						
4.0	41.9	40.1	40.0	39.0	34.9	30.0					
4.5	37.1	35.8	35.8	32.7	31.3	28.9	23.4				
5.0	33.2	32.1	31.8	29.2	27.7	25.2	22.2	18.5			
6.0	23.8	24.2	24.1	23.2	21.4	19.5	17.7	16.7	14.0		
7.0	17.7	17.5	18.6	18.3	17.0	15.6	14.6	14.6	13.0	10.4	9.2
8.0	13.4	13.1	14.0	14.5	14.1	12.8	13.2	12.3	11.6	10.4	9.2
9.0			11.0	11.5	12.0	11.3	11.2	10.5	9.9	9.1	8.9
10.0			8.9	9.4	9.8	9.8	9.7	9.1	8.5	7.9	7.7
11.0			7.4	7.8	8.2	8.2	8.2	7.9	7.5	6.8	6.7
12.0			6.2	6.6	6.9	6.9	7.0	6.8	6.5	6.0	5.9
14.0				4.8	5.2	5.1	5.2	5.0	4.8	4.6	4.5
16.0				3.6	3.9	3.9	3.9	3.8	3.6	3.4	3.4
18.0					3.1	3.0	3.0	2.9	2.7	2.5	2.5
20.0					2.4	2.3	2.4	2.2	2.1	1.8	1.8
22.0						1.8	1.8	1.7	1.5	1.3	1.3
24.0							1.4	1.2	1.1	0.9	0.9
26.0								0.9	0.7	0.5	0.5
28.0								0.6	0.5		

\* Nach hinten / \* Over rear / \* A l'arrière / \* Sobre la parte trasera

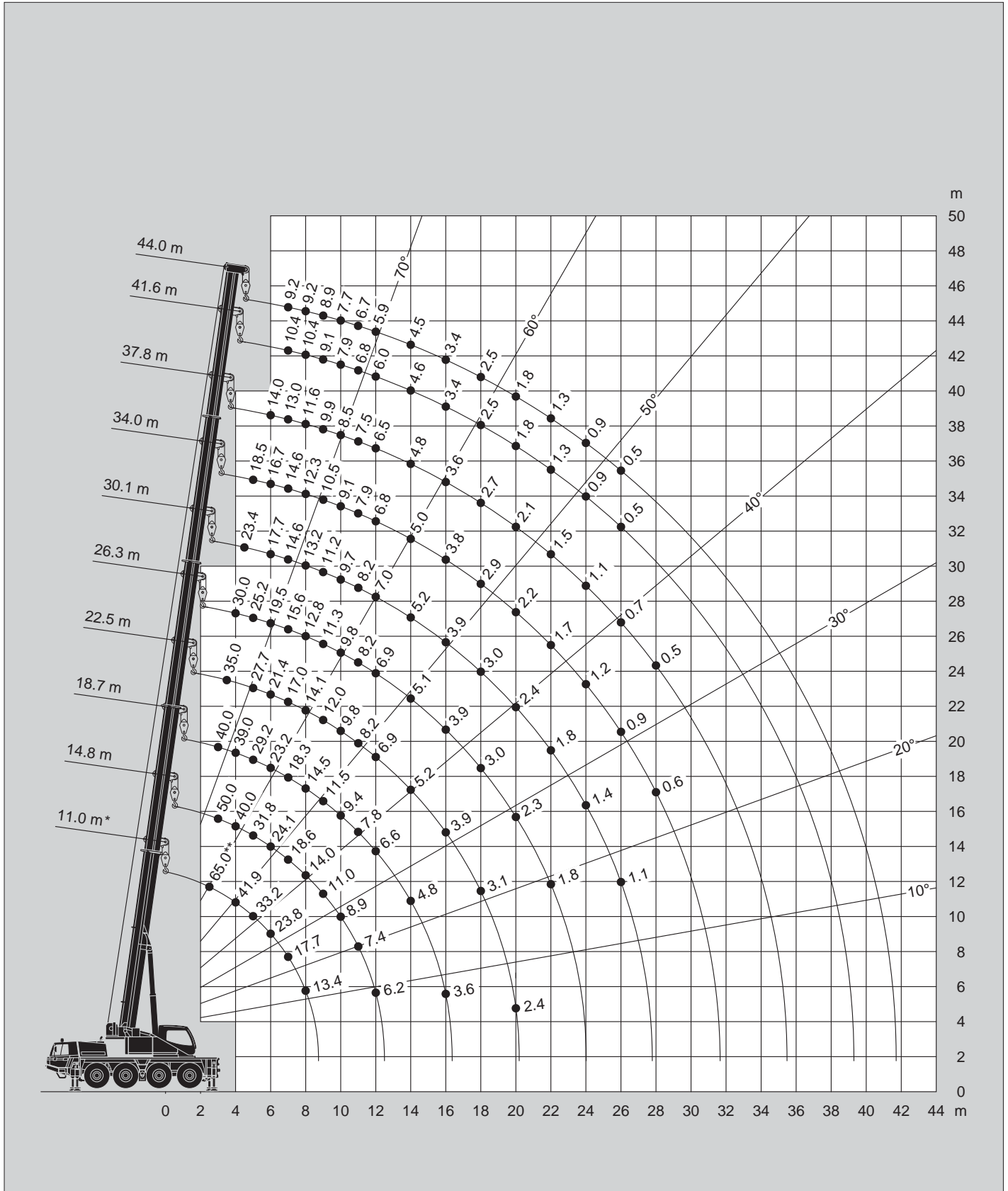
\*\* Mit Zusatzhubausrüstung / \*\* With additional lifting equipment / \*\* Avec équipement supplémentaire / \*\* Con equipo adicional

Hubhöhen  
Lifting heights  
Hauteurs de levage  
Alturas de elevación



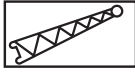
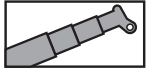
0t

DIN/ISO/EN



\* Nach hinten mit Zusatzbausrüstung / \* Over rear with additional lifting equipment / \* A l'arrière avec équipement supplémentaire / \* Sobre la parte trasera con equipo adicional

Tragfähigkeiten  
Lifting capacities  
Capacités de levage  
Capacidades de elevación



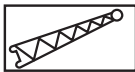
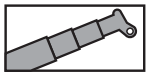
12.5t

'Taxi' Version

DIN/ISO/EN

m	11.0 m + 9.0 m			30.1 m + 9.0 m			41.6 m + 9.0 m			44.0 m + 9.0 m		
	0°	20°	40°	0°	20°	40°	0°	20°	40°	0°	20°	40°
3.0	10.5*											
3.5	10.5*											
4.0	10.5*	10.5*										
4.5	10.5*	10.5*		10.5*								
5.0	10.5*	10.5*		10.5*								
6.0	10.5*	10.5*	8.9*	10.5*								
7.0	10.5*	9.9*	8.5	10.5*			6.0					
8.0	10.5*	9.4*	8.1	10.1*	8.1		6.0			5.4		
9.0	10.4*	8.9*	7.8	9.6*	7.7		6.0			5.4		
10.0	9.5*	8.5	7.5	9.0*	7.3		6.0			5.4		
11.0	8.7	8.2	7.2	8.5	7.0	6.4	6.0	5.4		5.4	5.1	
12.0	8.1	7.8	7.0	8.1	6.7	5.9	5.7	5.2		5.3	4.9	
14.0	7.1	7.2	6.7	7.3	6.2	5.5	5.2	4.9	4.4	4.9	4.6	4.3
16.0	6.3	6.8		6.7	5.8	5.2	4.8	4.5	4.2	4.5	4.3	4.0
18.0				6.0	5.4	4.9	4.4	4.3	3.9	4.2	4.0	3.8
20.0				5.2	5.1	4.7	4.1	4.0	3.7	3.8	3.8	3.6
22.0				4.3	4.6	4.5	3.8	3.7	3.5	3.6	3.5	3.4
24.0				3.5	3.8	4.0	3.6	3.5	3.4	3.3	3.3	3.2
26.0				2.9	3.2	3.3	3.1	3.3	3.2	2.9	3.0	3.0
28.0				2.4	2.6	2.7	2.6	2.8	3.0	2.5	2.7	2.7
30.0				2.0	2.2	2.2	2.1	2.3	2.5	2.1	2.3	2.4
32.0				1.7	1.8		1.8	1.9	2.1	1.7	1.9	2.1
34.0				1.4	1.4		1.4	1.6	1.7	1.4	1.6	1.7
36.0				1.1			1.2	1.3	1.4	1.1	1.3	1.4
38.0							0.9	1.0	1.1	0.9	1.0	1.1
40.0							0.7	0.8	0.8	0.7	0.8	0.8
42.0							0.5	0.6		0.5	0.6	0.6

\* Mit Zusatzhubausrüstung / \* With additional lifting equipment / \* Avec équipement supplémentaire / \* Con equipo adicional



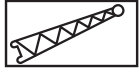
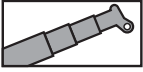
12.5t

'Taxi' Version

DIN/ISO/EN

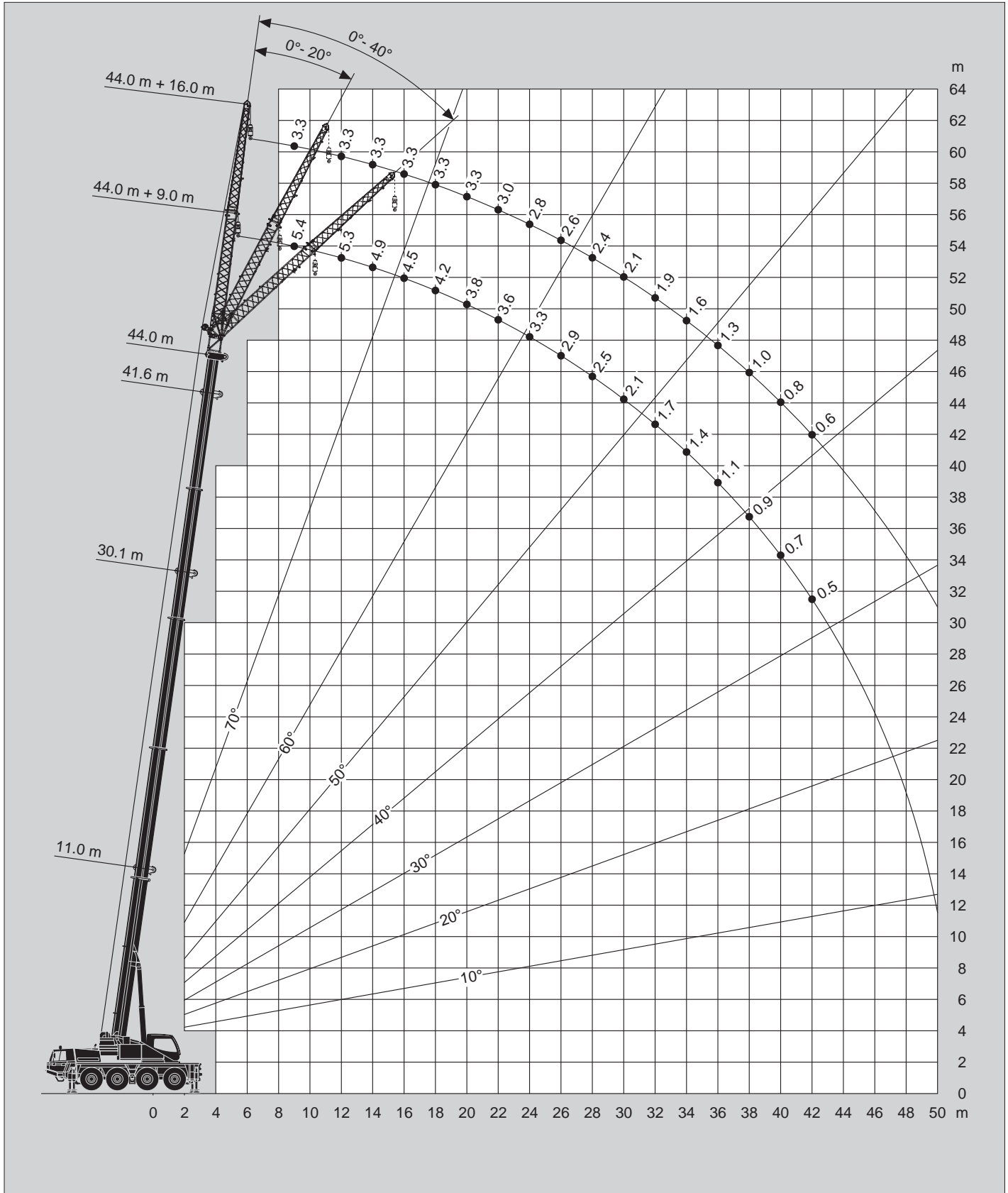
m	11.0 m + 16.0 m			30.1 m + 16.0 m			41.6 m + 16.0 m			44.0 m + 16.0 m		
	0°	20°	40°	0°	20°	40°	0°	20°	40°	0°	20°	40°
3.0	7.9											
3.5	7.9											
4.0	7.9											
4.5	7.9											
5.0	7.9											
6.0	7.6			4.8								
7.0	7.2			4.8								
8.0	6.7	5.4		4.8			3.5					
9.0	6.3	5.1		4.8			3.5			3.3		
10.0	5.9	4.9		4.8			3.5			3.3		
11.0	5.6	4.7		4.8			3.5			3.3		
12.0	5.3	4.4	3.9	4.8	4.6		3.5			3.3		
14.0	4.7	4.1	3.7	4.8	4.4		3.5			3.3		
16.0	4.2	3.8	3.4	4.8	4.2	3.5	3.5	3.5		3.3		
18.0	3.7	3.5	3.3	4.8	4.0	3.4	3.5	3.3		3.3	3.1	
20.0	3.4	3.3	3.2	4.6	3.8	3.3	3.5	3.1		3.3	3.0	2.8
22.0	3.1	3.2	3.1	4.3	3.6	3.2	3.2	2.9	2.7	3.0	2.8	2.6
24.0	2.8	3.1		3.9	3.5	3.1	3.0	2.8	2.6	2.8	2.7	2.5
26.0				3.3	3.3	3.0	2.8	2.7	2.5	2.6	2.5	2.4
28.0				2.8	3.2	2.9	2.7	2.6	2.4	2.4	2.4	2.3
30.0				2.3	2.7	2.8	2.3	2.4	2.3	2.1	2.2	2.2
32.0				2.0	2.3	2.5	1.9	2.3	2.2	1.9	2.0	2.1
34.0				1.6	1.9	2.1	1.6	1.9	2.1	1.6	1.8	1.9
36.0				1.4	1.6	1.7	1.3	1.6	1.8	1.3	1.6	1.7
38.0				1.1	1.3		1.1	1.3	1.5	1.0	1.3	1.5
40.0				0.9	1.0		0.9	1.1	1.3	0.8	1.1	1.2
42.0				0.7	0.8		0.7	0.9	1.0	0.6	0.8	1.0
44.0				0.6			0.5	0.7	0.8		0.6	0.8
46.0								0.5	0.6			0.5

Hubhöhen  
Lifting heights  
Hauteurs de levage  
Alturas de elevación

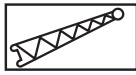
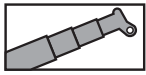


12.5t 'Taxi' Version

DIN/ISO/EN



Tragfähigkeiten  
Lifting capacities  
Capacités de levage  
Capacidades de elevación

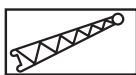
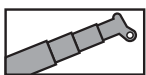


**12.5t** + **2.5t** Option = **15t**

**DIN/ISO/EN**

m	11.0 m + 9.0 m			30.1 m + 9.0 m			41.6 m + 9.0 m			44.0 m + 9.0 m		
	0°	20°	40°	0°	20°	40°	0°	20°	40°	0°	20°	40°
3.0	10.5*											
3.5	10.5*											
4.0	10.5*	10.5*										
4.5	10.5*	10.5*		10.5*								
5.0	10.5*	10.5*		10.5*								
6.0	10.5*	10.5*	8.9*	10.5*								
7.0	10.5*	9.9*	8.5	10.5*			6.0					
8.0	10.5*	9.4*	8.1	10.1*	8.1		6.0			5.4		
9.0	10.4*	8.9*	7.8	9.6*	7.7		6.0			5.4		
10.0	9.5*	8.5	7.5	9.0*	7.3		6.0			5.4		
11.0	8.7	8.2	7.2	8.5	7.0	6.4	6.0	5.4		5.4	5.1	
12.0	8.1	7.8	7.0	8.1	6.7	5.9	5.7	5.2		5.3	4.9	
14.0	7.1	7.2	6.7	7.3	6.2	5.5	5.2	4.9	4.4	4.9	4.6	4.3
16.0	6.3	6.8		6.7	5.8	5.2	4.8	4.5	4.2	4.5	4.3	4.0
18.0				6.0	5.4	4.9	4.4	4.3	3.9	4.2	4.0	3.8
20.0				5.4	5.1	4.7	4.1	4.0	3.7	3.8	3.8	3.6
22.0				4.8	4.8	4.5	3.8	3.7	3.5	3.6	3.5	3.4
24.0				4.3	4.4	4.3	3.6	3.5	3.4	3.3	3.3	3.2
26.0				3.6	3.8	4.0	3.2	3.3	3.2	2.9	3.0	3.0
28.0				3.1	3.2	3.4	2.9	3.0	3.0	2.6	2.7	2.7
30.0				2.6	2.8	2.8	2.6	2.7	2.8	2.3	2.4	2.4
32.0				2.2	2.3		2.3	2.4	2.5	2.0	2.2	2.2
34.0				1.9	1.9		2.0	2.1	2.2	1.8	1.9	2.0
36.0				1.6			1.6	1.8	1.9	1.6	1.7	1.8
38.0							1.4	1.5	1.6	1.3	1.5	1.5
40.0							1.1	1.2	1.3	1.1	1.2	1.3
42.0							0.9	1.0		0.9	1.0	1.0
44.0							0.7	0.8		0.7	0.8	
46.0							0.6	0.6		0.5	0.6	

\* Mit Zusatzhubausrüstung / \* With additional lifting equipment / \* Avec équipement supplémentaire / \* Con equipo adicional

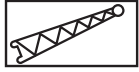
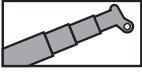


**12.5t** + **2.5t** Option = **15t**

**DIN/ISO/EN**

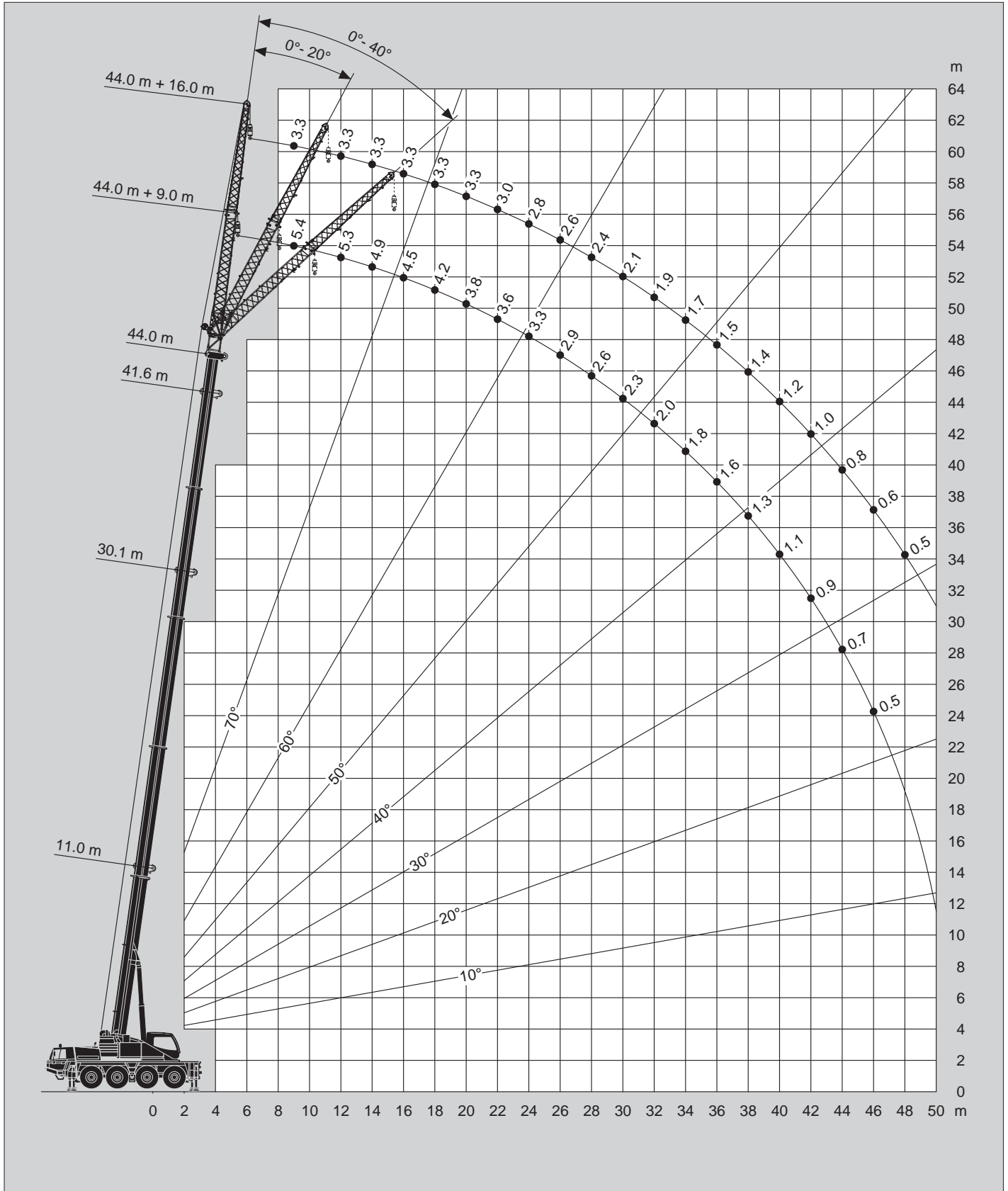
m	11.0 m + 16.0 m			30.1 m + 16.0 m			41.6 m + 16.0 m			44.0 m + 16.0 m		
	0°	20°	40°	0°	20°	40°	0°	20°	40°	0°	20°	40°
3.0	7.9											
3.5	7.9											
4.0	7.9											
4.5	7.9											
5.0	7.9											
6.0	7.6			4.8								
7.0	7.2			4.8								
8.0	6.7	5.4		4.8			3.5					
9.0	6.3	5.1		4.8			3.5			3.3		
10.0	5.9	4.9		4.8			3.5			3.3		
11.0	5.6	4.7		4.8			3.5			3.3		
12.0	5.3	4.4	3.9	4.8	4.6		3.5			3.3		
14.0	4.7	4.1	3.7	4.8	4.4		3.5			3.3		
16.0	4.2	3.8	3.4	4.8	4.2	3.5	3.5	3.5		3.3		
18.0	3.7	3.5	3.3	4.8	4.0	3.4	3.5	3.3		3.3	3.1	
20.0	3.4	3.3	3.2	4.6	3.8	3.3	3.5	3.1		3.3	3.0	2.8
22.0	3.1	3.2	3.1	4.3	3.6	3.2	3.2	2.9	2.7	3.0	2.8	2.6
24.0	2.8	3.1		4.1	3.5	3.1	3.0	2.8	2.6	2.8	2.7	2.5
26.0				3.7	3.3	3.0	2.8	2.7	2.5	2.6	2.5	2.4
28.0				3.4	3.2	2.9	2.7	2.6	2.4	2.4	2.4	2.3
30.0				2.9	3.0	2.8	2.5	2.4	2.3	2.1	2.2	2.2
32.0				2.5	2.8	2.7	2.2	2.3	2.2	1.9	2.0	2.1
34.0				2.1	2.4	2.6	2.0	2.2	2.1	1.7	1.8	1.9
36.0				1.8	2.0	2.2	1.8	2.0	2.0	1.5	1.6	1.7
38.0				1.6	1.7		1.5	1.8	1.9	1.4	1.5	1.5
40.0				1.3	1.5		1.3	1.5	1.7	1.2	1.3	1.4
42.0				1.1	1.2		1.1	1.3	1.4	1.0	1.2	1.3
44.0				1.0			0.9	1.1	1.2	0.8	1.0	1.1
46.0							0.7	0.8	0.9	0.6	0.8	0.9
48.0							0.5	0.7		0.5	0.6	0.7
50.0								0.5			0.5	

Hubhöhen  
Lifting heights  
Hauteurs de levage  
Alturas de elevación



**12.5t** + **2.5t** Option = **15t**

**DIN/ISO/EN**



Tragfähigkeiten  
Lifting capacities  
Capacités de levage  
Capacidades de elevación



DIN/ISO/EN

m	11.0 m + 9.0 m			30.1 m + 9.0 m			41.6 m + 9.0 m			44.0 m + 9.0 m		
	0°	20°	40°	0°	20°	40°	0°	20°	40°	0°	20°	40°
3.0	10.5*											
3.5	10.5*											
4.0	10.5*	10.5*										
4.5	10.5*	10.5*		10.5*								
5.0	10.5*	10.5*		10.5*								
6.0	10.5*	10.5*	8.9*	10.5*								
7.0	10.5*	9.9*	8.5	10.5*			6.0					
8.0	10.5*	9.4*	8.1	10.1*	8.1		6.0			5.4		
9.0	10.4*	8.9*	7.8	9.6*	7.7		6.0			5.4		
10.0	9.5*	8.5	7.5	9.0*	7.3		6.0			5.4		
11.0	8.7	8.2	7.2	8.5	7.0	6.4	6.0	5.4		5.4	5.1	
12.0	8.1	7.8	7.0	8.1	6.7	5.9	5.7	5.2		5.3	4.9	
14.0	7.1	7.2	6.7	7.1	6.2	5.5	5.2	4.9	4.4	4.9	4.6	4.3
16.0	6.3	6.8		5.5	5.8	5.2	4.8	4.5	4.2	4.5	4.3	4.0
18.0				4.3	4.7	4.9	4.4	4.3	3.9	4.2	4.0	3.8
20.0				3.4	3.8	4.0	3.5	3.9	3.7	3.5	3.8	3.6
22.0				2.7	3.0	3.2	2.8	3.2	3.4	2.8	3.1	3.4
24.0				2.1	2.4	2.6	2.2	2.5	2.8	2.2	2.5	2.7
26.0				1.6	1.9	2.0	1.8	2.0	2.2	1.7	2.0	2.2
28.0				1.2	1.4	1.5	1.4	1.6	1.8	1.3	1.6	1.7
30.0				0.9	1.1	1.1	1.0	1.2	1.4	1.0	1.2	1.3
32.0				0.6	0.7		0.7	0.9	1.0	0.7	0.9	1.0
34.0					0.5		0.5	0.6	0.7		0.6	0.7
36.0									0.5			0.5
38.0												
40.0												
42.0												

\* Mit Zusatzhubausrüstung / \* With additional lifting equipment / \* Avec équipement supplémentaire / \* Con equipo adicional



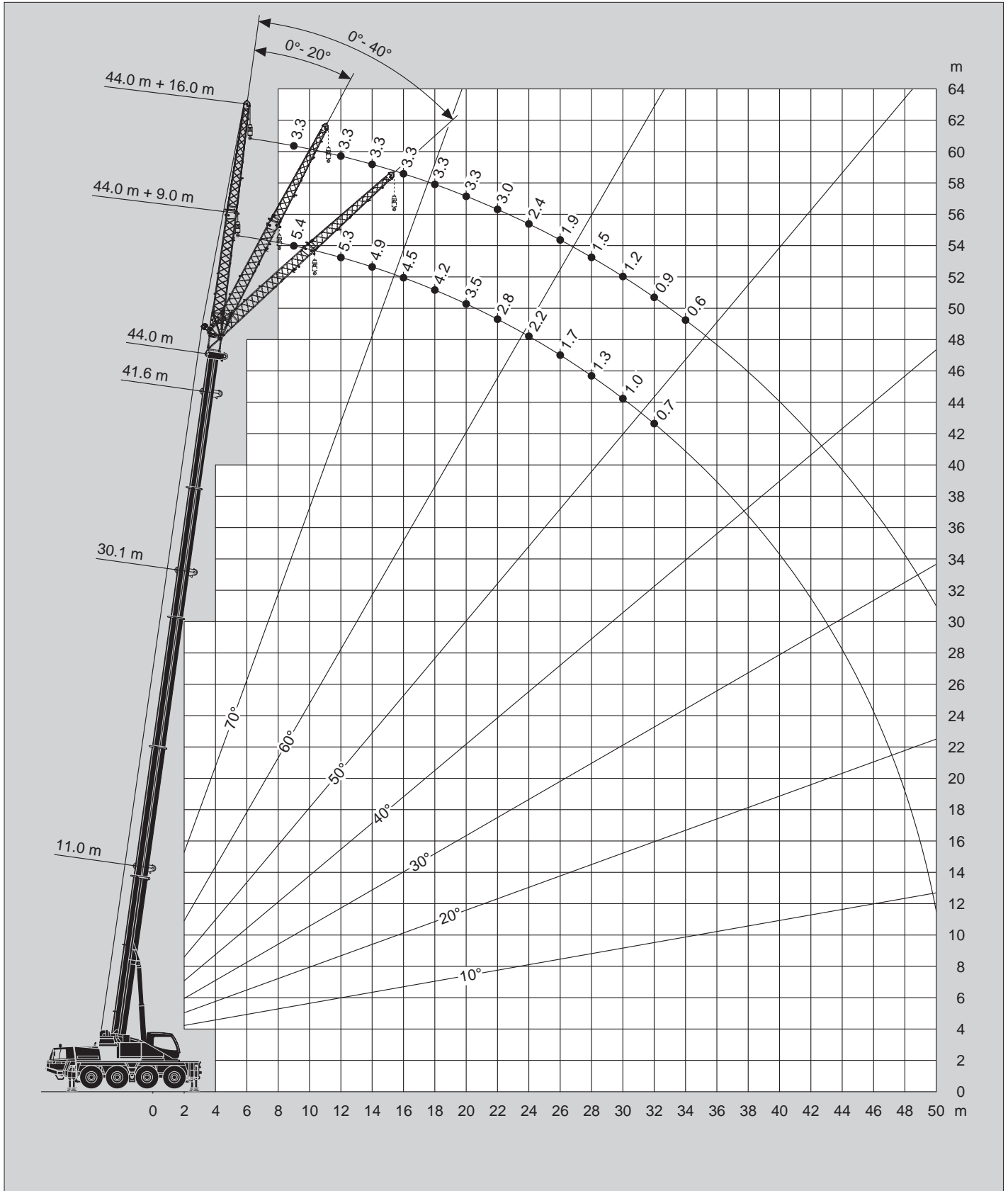
DIN/ISO/EN

m	11.0 m + 16.0 m			30.1 m + 16.0 m			41.6 m + 16.0 m			44.0 m + 16.0 m		
	0°	20°	40°	0°	20°	40°	0°	20°	40°	0°	20°	40°
3.0	7.9											
3.5	7.9											
4.0	7.9											
4.5	7.9											
5.0	7.9											
6.0	7.6			4.8								
7.0	7.2			4.8								
8.0	6.7	5.4		4.8			3.5					
9.0	6.3	5.1		4.8			3.5			3.3		
10.0	5.9	4.9		4.8			3.5			3.3		
11.0	5.6	4.7		4.8			3.5			3.3		
12.0	5.3	4.4	3.9	4.8	4.6		3.5			3.3		
14.0	4.7	4.1	3.7	4.8	4.4		3.5			3.3		
16.0	4.2	3.8	3.4	4.8	4.2	3.5	3.5	3.5		3.3		
18.0	3.7	3.5	3.3	4.7	4.0	3.4	3.5	3.3		3.3	3.1	
20.0	3.4	3.3	3.2	3.8	3.8	3.3	3.5	3.1		3.3	3.0	2.8
22.0	3.1	3.2	3.1	3.0	3.6	3.2	3.0	2.9	2.7	3.0	2.8	2.6
24.0	2.8	3.1		2.4	3.0	3.1	2.4	2.8	2.6	2.4	2.7	2.5
26.0				2.0	2.4	2.8	2.0	2.5	2.5	1.9	2.4	2.4
28.0				1.6	2.0	2.3	1.5	2.0	2.4	1.5	2.0	2.3
30.0				1.2	1.6	1.8	1.2	1.6	1.9	1.2	1.6	1.9
32.0				0.9	1.2	1.4	0.9	1.3	1.6	0.9	1.2	1.5
34.0				0.7	0.9	1.1	0.6	1.0	1.2	0.6	0.9	1.2
36.0					0.7	0.8		0.7	0.9		0.7	0.9
38.0								0.5	0.7		0.5	0.7
40.0												
42.0												
44.0												
46.0												

Hubhöhen  
Lifting heights  
Hauteurs de levage  
Alturas de elevación



DIN/ISO/EN





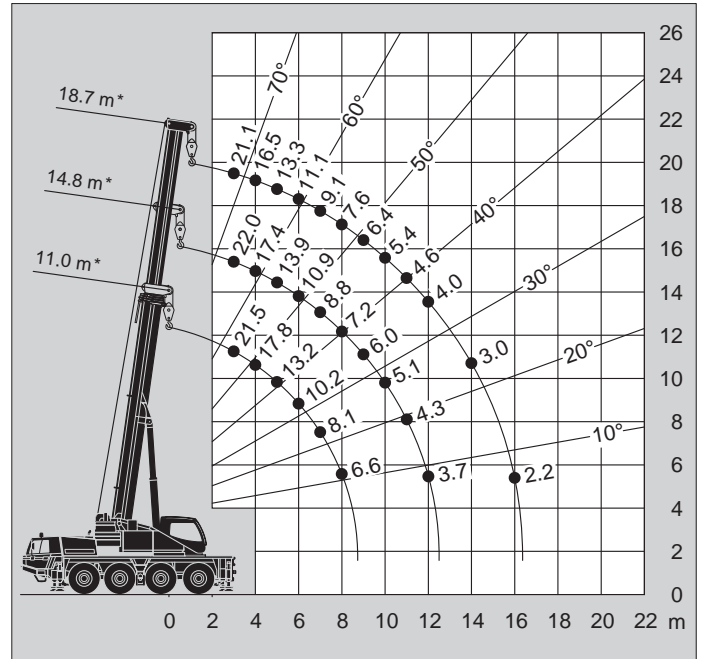
Tragfähigkeiten  
Lifting capacities  
Capacités de levage  
Capacidades de elevación

Hubhöhen  
Lifting heights  
Hauteurs de levage  
Alturas de elevación



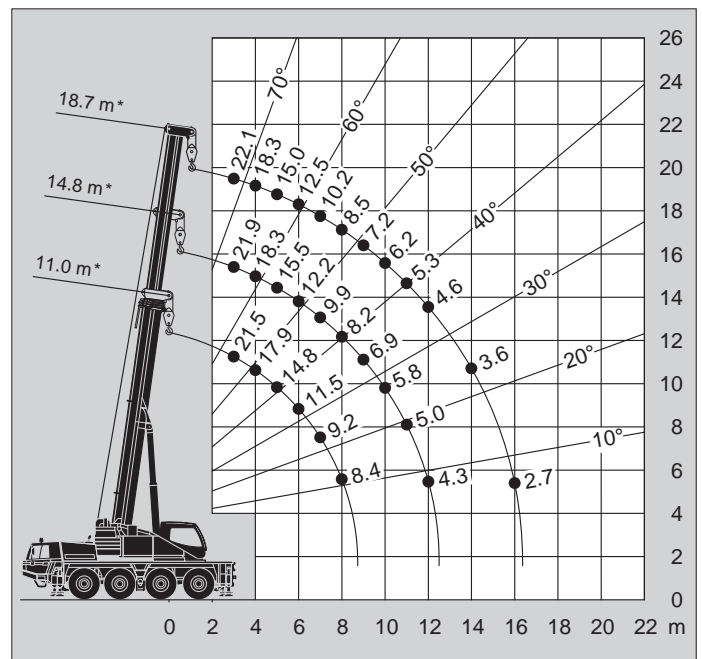
↗ m	11.0 m*	14.8 m*	18.7 m*
3.0	21.5	22.0	21.1
3.5	19.6	19.7	18.6
4.0	17.8	17.4	16.5
4.5	15.2	15.5	14.8
5.0	13.2	13.9	13.3
6.0	10.2	10.9	11.1
7.0	8.1	8.8	9.1
8.0	6.6	7.2	7.6
9.0		6.0	6.4
10.0		5.1	5.4
11.0		4.3	4.6
12.0		3.7	4.0
14.0			3.0
16.0			2.2
18.0			

\* Oberwagenverriegelung eingelegt \* Superstructure verrouillé  
\* Superstructure locked \* Bloqueo de superestructura



↗ m	11.0 m*	14.8 m*	18.7 m*
3.0	21.5	21.9	22.1
3.5	19.6	20.0	20.2
4.0	17.9	18.3	18.3
4.5	16.5	16.9	16.5
5.0	14.8	15.5	15.0
6.0	11.5	12.2	12.5
7.0	9.2	9.9	10.2
8.0	8.4	8.2	8.5
9.0		6.9	7.2
10.0		5.8	6.2
11.0		5.0	5.3
12.0		4.3	4.6
14.0			3.6
16.0			2.7
18.0			

\* Oberwagenverriegelung eingelegt \* Superstructure verrouillé  
\* Superstructure locked \* Bloqueo de superestructura



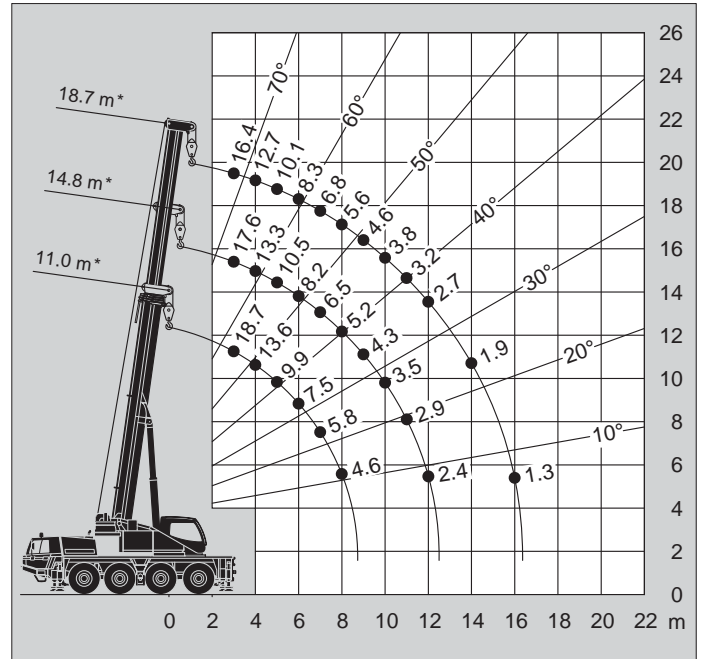
Tragfähigkeiten  
Lifting capacities  
Capacités de levage  
Capacidades de elevación

Hubhöhen  
Lifting heights  
Hauteurs de levage  
Alturas de elevación



↗ m	11.0 m*	14.8 m*	18.7 m*
3.0	18.7	17.6	16.4
3.5	15.9	15.1	14.3
4.0	13.6	13.3	12.7
4.5	11.5	11.7	11.3
5.0	9.9	10.5	10.1
6.0	7.5	8.2	8.3
7.0	5.8	6.5	6.8
8.0	4.6	5.2	5.6
9.0		4.3	4.6
10.0		3.5	3.8
11.0		2.9	3.2
12.0		2.4	2.7
14.0			1.9
16.0			1.3
18.0			

\* Oberwagenverriegelung eingelegt \* Superstructure verrouillé  
\* Superstructure locked \* Bloqueo de superestructura



↗ m	11.0 m*	14.8 m*	18.7 m*
3.0	13.8	13.1	12.4
3.5	11.6	11.2	10.7
4.0	9.4	9.7	9.3
4.5	7.8	8.5	8.2
5.0	6.6	7.3	7.3
6.0	4.8	5.5	5.9
7.0	3.5	4.2	4.5
8.0	2.6	3.2	3.6
9.0		2.5	2.8
10.0		1.9	2.3
11.0		1.5	1.8
12.0		1.1	1.4
14.0			0.8
16.0			
18.0			

\* Oberwagenverriegelung eingelegt \* Superstructure verrouillé  
\* Superstructure locked \* Bloqueo de superestructura

